

ReelzInd!

AUSTRALIA + INDONESIA
SHORT FILM FESTIVAL

TEACHER RESOURCE GUIDE



BROUGHT TO YOU BY


THIS RESOURCE HAS BEEN DEVELOPED BY THE AUSTRALIA-INDONESIA CENTRE,
A COLLABORATION OF LEADING AUSTRALIAN AND INDONESIAN UNIVERSITIES.

IT IS DESIGNED TO BE AN ADDITIONAL RESOURCE PARTICULARLY USEFUL FOR SCHOOLS,
UNIVERSITIES AND COMMUNITY GROUPS, BOTH IN AUSTRALIA AND INDONESIA,
TO BRING THE 2017 REELOZIND! SHORT FILM FESTIVAL INTO THE CLASSROOM.

EVERY GROUP AND SCHOOL IS DIFFERENT, SO RATHER THAN BEING A STEP-BY-STEP
GUIDE WE HAVE PROVIDED IDEAS TO INSPIRE.

WHAT IS AVAILABLE FOR YOU TO USE?

HEAD TO THE WEBSITE
AND DOWNLOAD YOUR
EVENT RESOURCES:




DIGITAL FILM REEL



POSTER



PROGRAM



TEACHER RESOURCE GUIDE
WITH ACTIVITY TEMPLATES

TEACHER OVERVIEW

THE RESOURCES PRESENTED IN THIS KIT ARE INTENDED AS A FRAMEWORK; HELPING TO BRING THE SHORT FILM FESTIVAL INTO THE CLASSROOM.

2017 THEME: WATER. AUSTRALIANS AND INDONESIANS HAVE A SPECIAL CONNECTION TO THE SEAS AND WATERWAYS THAT FLOW AROUND AND THROUGH THEIR LANDS.

WATER PROVIDES US WITH PLAYGROUNDS FOR FUN, SITES FOR RITUAL AND FOOD FOR OUR TABLES, BUT IT IS ALSO SOMETIMES A SOURCE OF HARDSHIP AND INSECURITY.

THE PRIMARY MESSAGE - NEAREST NEIGHBOURS SHOULD BE FRIENDS NOT MYSTERIES! SHORT FILMS ARE A GREAT WAY TO SHARE STORIES AND BUILD UNDERSTANDING.

BRINGING THE SHORT FILM FESTIVAL TO LIFE IN SCHOOLS

INTRODUCE

DOWNLOAD POSTERS
AND PROGRAM
EVENT TO SHARE
WITH STUDENTS
AND GENERATE
EXCITEMENT

EXPLORE

DIGITAL FILM
FESTIVAL REEL

WATCH THE SHORT
FILMS – BE THE
AUDIENCE

CREATE

REFLECT
AND EXPLORE
ON THE THEME

INSPIRATION
FOR STUDENT
ENGAGEMENT

INVESTIGATE

DIGITAL

AFTER WATCHING THE FILMS
CREATE A MINI POSTER OF IMAGES
OR PICTURE COLLAGE THAT
REFLECTS WHAT WATER MEANS TO
AUSTRALIANS AND INDONESIANS.

OR PRINT

DOWNLOAD OUR 3 REELZOIND!
ACTIVITIES AND SHARE.

CHATTERBOX – FOLLOW INSTRUCTIONS
TO COMPLETE. STUDENTS CAN WORK
TOGETHER TO ANSWER THE
Q&As IN THE CHATTERBOX.

VENN DIAGRAM – DIFFERENCES
& SIMILARITIES. A WATER THEME.

THINKING TIME – GET STUDENTS
TALKING ABOUT THE FILMS
WITH THIS JOURNEY OF Q&As.

SHARE

BE SOCIAL

SHARE HERE WITH LINKS TO
SOCIAL MEDIA PLATFORMS.


I.E. SHARE YOUR DIGITAL
POSTERS, PHOTOS OR VIDEO OF
YOUR POP-UP FESTIVAL WITH US,
FRIENDS, FAMILY AND
OTHER POP-UPS.



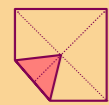
ReelzInd!

CHATTERBOX ACTIVITY

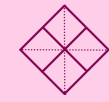
FOLDING INSTRUCTIONS:



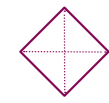
1 WITH THE ARTWORK FACE DOWN FOLD EACH CORNER TO THE OPPOSITE CORNER. REOPEN THE PAPER UP.



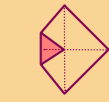
2 FOLD ALL THE CORNERS TO THE CENTER OF THE PAPER.




3 NOW YOUR PAPER SHOULD LOOK LIKE THIS.



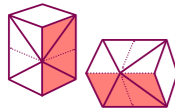
4 TURN YOUR PAPER OVER, SO THE FOLDS YOU JUST MADE ARE FACE DOWN.



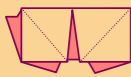
5 JUST LIKE IN STEP 2. FOLD ALL THE CORNERS TO THE CENTER OF THE PAPER.



6 YOUR PAPER SHOULD NOW LOOK SOMETHING LIKE THIS.



7 NOW FOLD YOUR PAPER IN HALF VERTICALLY AND HORIZONTALLY.



8 INSERT YOUR FINGERS UNDERNEATH THE TABS.



9 YOUR PAPER SHOULD NOW LOOK SOMETHING LIKE THIS.

BIRU. BLUE
1 ONE. SATU

WHAT HAVE YOU LEARNT ABOUT AUSTRALIA AND INDONESIA THAT YOU DIDN'T KNOW BEFORE?

GREEN. HIJAU
2 DUA. TWO

HOW DID THE FILMS MAKE YOU FEEL?

YELLOW. KUNING
3 THREE. TIGA

WHAT ARE THE DIFFERENCES BETWEEN AUSTRALIAN AND INDONESIAN FILMMAKERS?

UNGU. PURPLE
4 EMPAT. FOUR

WHAT DOES WATER MEAN TO AUSTRALIANS?

8 EIGHT. DELAPAN
5 FIVE. LIMA

WHAT DOES WATER MEAN TO AUSTRALIANS?

7 SEVEN. TUJUH
6 ENAM. SIX

WHAT ARE THE SIMILARITIES BETWEEN AUSTRALIAN AND INDONESIAN FILMMAKERS?

WHO WAS YOUR FAVOURITE CHARACTER AND WHY?

WHAT WAS YOUR FAVOURITE FILM AND WHY?



Q&A ACTIVITY

THINKING ABOUT THE FILMS...

DO THE FILMS MATCH WHAT YOU EXPECTED TO SEE?

1

WHY OR WHY NOT? EXPLAIN.

2

WHICH ASPECTS OF THE FILM STAND OUT?

THINK ABOUT THE MUSIC, ANIMATION AND USE OF COLOUR.

3

WHICH IMAGES OR MOMENTS ARE PARTICULARLY MEMORABLE?

4

ASK STUDENTS TO SHARE A SCENE FROM THEIR FAVOURITE SHORT FILM WITH THE PERSON NEXT TO THEM

HOW DID THE FILM MAKE YOU FEEL?

5

DID IT MAKE YOU HAPPY, LAUGH, ANGRY, UPSET OR SAD? WHY?

6

GIVE EXAMPLES OF MOMENTS IN THE FILM THAT MADE YOU FEEL THAT WAY.

7

IN GROUPS, DISCUSS THE MAIN MESSAGES OF THE FILMS

WHAT MESSAGES OR THEMES STAND OUT?

8

IS THERE A DIFFERENCE BETWEEN THE MESSAGES IN THE INDONESIAN FILMS AND THE AUSTRALIAN ONES?

9

WHICH WAS YOUR FAVOURITE FILM?

WHAT ELEMENTS MAKE THIS YOUR FAVOURITE?

10

WHAT DO THEY ADD TO THE STORY TELLING?


11

ReelzInd!

VENN ACTIVITY






THINKING ABOUT THE FILMS YOU WATCHED, USE A VENN DIAGRAM TO EXPLORE THE MEANING OF WATER TO AUSTRALIANS AND INDONESIANS.

VENN DIAGRAMS



THESE DIAGRAMS DEPICT ELEMENTS AS POINTS IN THE PLANE, AND SETS AS REGIONS INSIDE CLOSED CURVES.

DIAGRAM INSTRUCTIONS:

-  FIRSTLY, PRINT OUT THE FOLLOWING TEMPLATE OR ALTERNATIVELY DRAW YOUR OWN VENN DIAGRAM. **1**
-  FILL IN THE LISTS WITH SIMILARITIES AND DIFFERENCES BETWEEN INDONESIA AND AUSTRALIA. **2**
-  CUT THESE OUT SEPARATELY AND ORGANISE INTO AUSTRALIAN OR INDONESIAN DIFFERENCES. PLACING THEM EACH INSIDE A CIRCLE. **3**
-  IN THE PART WHERE THE CIRCLES OVERLAP, PLACE SIMILARITIES THAT APPLY TO BOTH COUNTRIES. **4**
-  DISCUSS YOUR FINDINGS WITH OTHER STUDENTS, TEACHERS, FRIENDS AND YOUR FAMILY. **5**



VENN ACTIVITY

DIFFERENCES -
INDONESIA

SHARED
EXPERIENCES

DIFFERENCES -
AUSTRALIA

ReelzInd!



/REELOZIND



/REELOZIND



@REELOZIND

